


GEMINI AWD




STANDARD GRAPHICS QHD-MAX



BAY HILL FULL-BODY PAINT



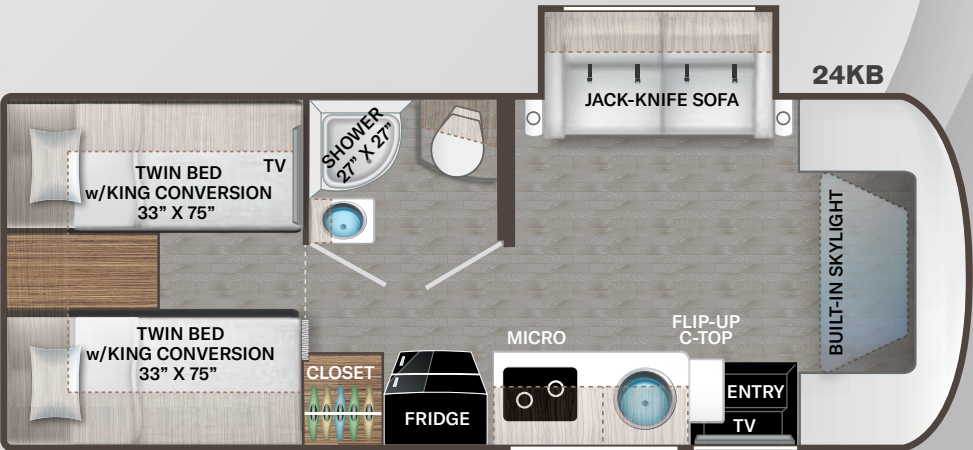
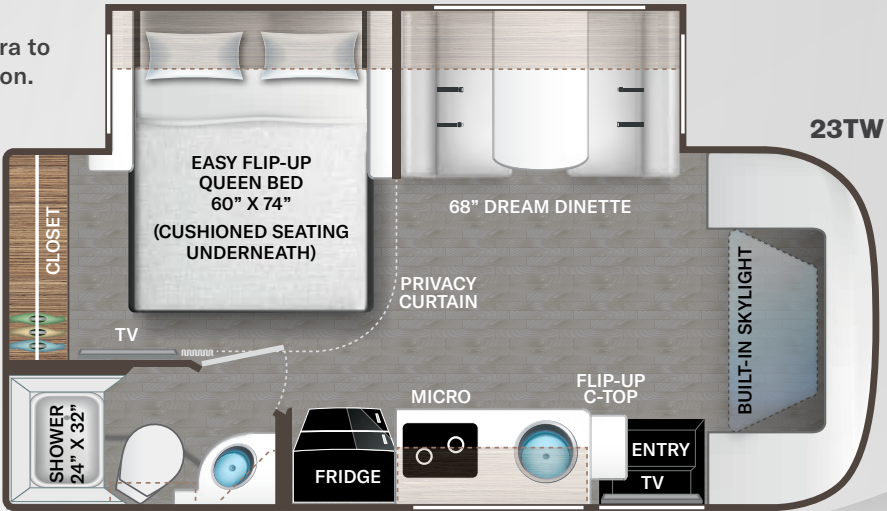
CAMP CREEK FULL-BODY PAINT



QUAIL VALLEY FULL-BODY PAINT



Use your phone's camera to find out more information. Just scan the code!





GEMINI

AWD



Use your phone's camera to find out more information. Just scan the code!



P.O. Box 1486, Elkhart, IN 46515
Sales Department: 800.860.5658

AWD FEATURES - 23TW, 24KB & 24JG

CONSTRUCTION & EXTERIOR

- Ford® Transit Chassis 3.5L V6 EcoBoost® Turbo Gas Engine, 310-HP, 400-lb.ft. Torque
- All-Wheel Drive (AWD) System
- Ford® 10-speed Automatic Overdrive Transmission
- Ford® Safety Systems - Lane Departure Warning, Pre-Collision Assist, Auto High Beam Headlights, TPMS, AdvanceTrac® with RSC®, Hill Start Assist, RainSensing Windshield Wipers
- FordPass™ Connect
- Electric Stabilizing System (23TW)
- Fiberglass Front Cap with Skylight and Power Shade
- TPO Upper and Lower Rear Cap
- Partial Paint on HD-MAX® Exterior with Graphics Package
- Rotocast Storage Compartments with Lights
- Premium One-Piece Exterior Roofing
- Power Patio Awning with Integrated LED Lighting
- Slideout Room Topper Awning(s)
- Black Frameless Windows
- Collapsible Exterior Rear Ladder Prep

CONSTRUCTION & EXTERIOR OPTIONS

- Full-Body Paint Package with Protective Mask

AUTOMOTIVE & COCKPIT

- AM/FM Dash Radio with SYNC® 4, Navigation & 8" Color Multi-function Display
- SiriusXM® Radio Tuner & Antenna
- Rear View Mirror with Back-up Monitor
- Deluxe Heated/Remote Exterior Mirrors
- Power Windows and Door Locks
- Cruise Control

- Tilt Leather Steering Wheel with Audio Buttons to Control Dash Radio & Multi-Function Display
- Map Light
- Windshield Privacy Curtain
- Leatherette Reclining/Swivel Captains Chairs with Filler Cushion
- Keyless Entry System
- Aggressive Matte Black Aluminum Wheels

AUTOMOTIVE & COCKPIT OPTIONS

- Blind Spot Monitoring System with Audible Alert

INTERIOR

- Residential Vinyl Flooring
- Rubber Tread Entry Steps with Lighted Step Well
- Smoke, LPG and Carbon Monoxide Detectors
- Ceiling Ducted Air Conditioning System
- High-Gloss Euro Style Cabinetry with Complimentary Cabinet Door Hardware & Hidden Hinges
- Pressed Laminate Countertops
- LED Lighting
- Wall Cubby with Net & USB Charging Port
- Leatherette Dream Dinette® Booth (23TW)
- Wireless Phone Charger with USB Plug on Dinette Table Top (23TW)
- Leatherette Jack-Knife Sofa and Table (24KB)
- Leatherette Jack-Knife Sofa (24JG)
- Wireless Phone Chargers with USB Next to Sofa (24KB)
- Passenger Seat Belts in Select Areas
- Premium Window Privacy Roller Shades

KITCHEN

- 12-volt Double Door Refrigerator
- Two Burner Gas Cooktop, Glass Cover, with Electric Start

- Protective Cover & Task Lighting Above Cooktop
- Convection Microwave Oven with Air Fryer
- Pop-up Countertop Outlet with Charging Outlets
- Countertop Extension
- Large Under-mount Stainless Steel Single Bowl Sink with Cover & Single Handle Kitchen Faucet with Pull-Down Sprayer
- Kitchen Waste Basket
- Kitchen Ceiling Vent 12-volt Powered with Switch

BEDROOM & BATHROOM

- Flip-Up Queen Size Bed with Reversible Mattress & Cushioned Seating Underneath (23TW & 24JG)
- Two Twin Sofa Beds with Upholstered Covers & King Conversion (24KB)
- Bedspread & Pillow Shams
- Bedroom USB Power Charging Center for Electronics
- Bedroom 12V Outlet CPAP Machine
- 12-volt Attic Fan with Cover in Bedroom (23TW)
- Privacy Curtain in Bedroom (23TW & 24KB)
- Stainless Steel Bathroom Sink
- Foot Flush Toilet
- Power Bath Vent with Wall Switch
- Robe Hooks in Bath
- Skylight in Shower
- Shower with Deluxe Curtain & Curved Rod (24KB)
- Shower with Curved Anti-Microbial Shower Curtain (23TW & 24JB)

ENTERTAINMENT

- 32" SMART TV in Living Area
- 32" SMART TV in Bedroom

- Winegard® Connect 2.0 WiFi/4G/TV Antenna
- Digital TV Antenna
- Cable TV Ready
- Satellite Prep with Mounting Backer in Roof
- Living Area Power Charging Center for Electronics with Storage Net

ELECTRICAL & PLUMBING

- 50 State 4.0 kW Dual Gas/LP Generator
- 30-amp Detachable Shoreline Power Cord
- RapidCamp+® Multiplex Lighting and Systems Control
- Automatic Transfer Switch with Power Protection
- Automatic Shoreline-to-Generator Transfer Switch
- Single, High Output, Roof Air Conditioner
- RapidCamp+® Multiplex Wiring Control System with Bluetooth® and 7" Touchscreen
- Battery Disconnect Switch
- 12-volt House Battery
- 100-watt Solar Panel with Controller
- Expandable Solar Port
- Tankless Water Heater
- Outside Shower

- 360° Siphon RV Holding Tank Vent Cap
- 1" Fresh Water Tank Drain
- Holding Tanks with Heat Pads
- Black Tank Flush System
- Exterior LP Connection
- Exterior Camp-Side Spray Port

SPECIFICATIONS	23TW	24JG	24KB
Chassis	Ford Transit AWD	Ford Transit AWD	Ford Transit AWD
Gross Vehicle (GVWR)	11,000	11,000	11,000
Gross Combined (GCWR)	15,000	15,000	15,000
Wheel Base	156"	178"	178"
Exterior Length (w/o ladder)	23'-7"	25'-10"	25'-10"
Exterior Height (w/AC)	11'-0"	11'-0"	11'-0"
Exterior Width (w/o mirrors)	90"	90"	90"
Interior Height (living area)	80"	80"	80"
Awning Size	14'	16'	16'
Fuel (gal)	25	25	25
LPG (lbs)	40.9	40.9	40.9
Fresh/Waste/Gray Water (gal)	31 / 19 / 37	31 / 19 / 37	31 / 20 / 27
Water Heater (gal)	Tankless	Tankless	Tankless
Furnace (BTUs)	19,000	19,000	19,000
Exterior Storage Capacity (cu. ft.)	15.1	18	45.4
Hitch Rating (lbs.)	5,000	5,000	5,000


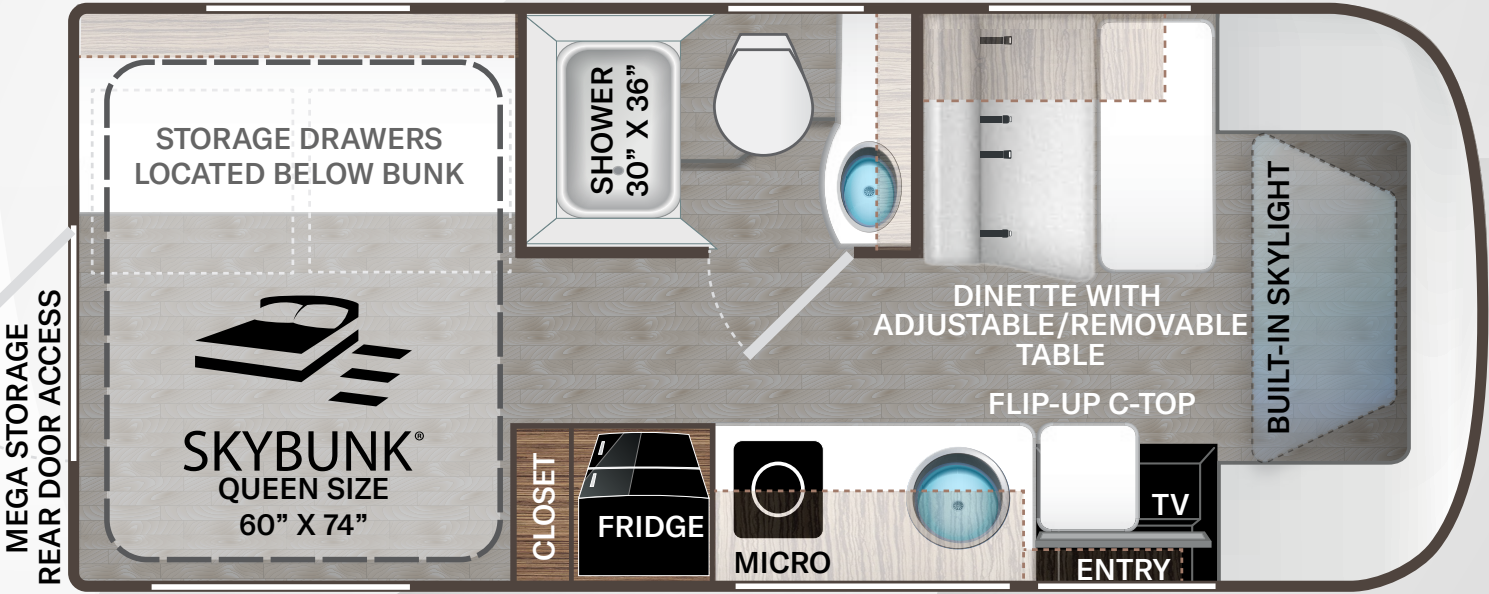


GEMINI TRIP



Use your phone's camera to find out more information. Just scan the code!

22MT



SPECIFICATIONS	22MT
Chassis	Ford Transit AWD
Gross Vehicle (GVWR)	11,000
Gross Combined (GCWR)	15,000
Wheel Base	156"
Exterior Length (w/o ladder)	23'-7"
Exterior Height (w/AC)	11'-0"
Exterior Width (w/o mirrors)	90"
Interior Height (living area)	80"
Patio Awning Size	14'
Rear Awning Size	7'-4"
Fuel (gal)	25
Fresh/Waste/Gray Water (gal)	38 / 20 / 37
Water Heater (gal)	Tankless
Furnace (BTUs)	17,060
Exterior Storage Capacity (cu. ft.)	182
Hitch Rating (lbs.)	5,000



GEMINI TRIP



Use your phone's camera to find out more information. Just scan the code!



P.O. Box 1486, Elkhart, IN 46515
Sales Department: 800.860.5658

GO FEATURES - 22MT

CONSTRUCTION & EXTERIOR

- Ford® Transit Chassis 3.5L V6 EcoBoost® Turbo Gas Engine, 310-HP, 400-lb.ft. Torque
- All-Wheel Drive (AWD) System
- Ford® 10-speed Automatic Overdrive Transmission
- Ford® Safety Systems - Lane Departure Warning, Pre-Collision Assist, Auto High Beam Headlights, TPMS, AdvanceTrac® with RSC®, Hill Start Assist, RainSensing Windshield Wipers
- FordPass™ Connect
- SummoSprings® Suspension Upgrade
- HD-MAX® Exterior with Graphics Package
- Fiberglass Front Cap with Skylight and Power Shade
- TPO Upper Rear Cap with Bumper
- Premium One-Piece Exterior Roofing
- Power Patio Awning with Integrated LED Lighting
- Rear Wall Patio Awning with Integrated LED Lighting
- MEGA-Storage™ Interior Area with Rear Door & Campside Compartment Access, Floor Drawer Storage and Built-In Storage Cubbies
- Black Frameless Windows
- Rotocast Storage Compartments with Lights
- Collapsible Exterior Ladder Prep

AUTOMOTIVE & COCKPIT

- AM/FM Dash Radio with SYNC® 4, Navigation & 8" Color Multi-function Display
- SiriusXM® Radio Tuner & Antenna
- Running Board Entry Steps for Driver & Passenger
- Deluxe Heated/Remote Exterior Mirrors
- Blind Spot Monitoring System with Audible Alert
- Power Windows and Door Locks
- Cruise Control
- Tilt Leather Steering Wheel with Audio Buttons to Control Dash Radio & Multi-Function Display
- Map Light
- Windshield Privacy Curtain
- Rear View Mirror with Back-up Monitor
- Leatherette Reclining/Swivel Captains Chairs with Filler Cushion
- Keyless Entry System
- Aggressive Matte Black Aluminum Wheels

INTERIOR

- Residential Vinyl Flooring
- Rubber Tread Entry Steps with Lighted Step Well
- Smoke, LPG and Carbon Monoxide Detectors
- Hard Vinyl Ceiling
- LED Lighting
- Ceiling Ducted Air Conditioning System

- Wall Cubby with Net & USB Charging Port
- High-Gloss Euro Style Cabinetry with Complimentary Cabinet Door Hardware & Hidden Hinges
- Pressed Laminate Countertops
- Leatherette Half Dinette Booth with (2) Two Three-Point Seat Belt Positions
- Passenger Seat Belts in Select Areas
- Premium Window Privacy Roller Shades in Living Area

KITCHEN

- 12-volt Double Door Refrigerator
- Removable Single Burner Induction Cooktop
- Protective Hood Cover & Task Lighting Above Cooktop
- Convection Microwave Oven with Air Fryer
- Pop-up Countertop Outlet with Charging Outlets
- Countertop Extension
- Large Under-mount Stainless Steel Single Bowl Sink with Cover & Single Handle Kitchen Faucet with Pull-Down Sprayer
- Kitchen Waste Basket

BEDROOM & BATHROOM

- Queen Size SkyBunk® with Comfort Flex Euro Style Bed Support
- Bedroom USB Power Charging Center for Electronics
- Magnetic Roman Shades in Bedroom

- Stainless Steel Bathroom Sink
- Porcelain Foot Flush Toilet
- Power Bath Vent with Wall Switch
- Robe Hooks in Bath
- Skylight in Shower
- Shower with Curved Anti-Microbial Shower Curtain

ENTERTAINMENT

- 32" SMART TV in Living Area
- Winegard® Connect 2.0 WiFi/4G/TV Antenna
- Digital TV Antenna
- Cable TV Ready
- Satellite Prep with Mounting Backer in Roo
- Living Area Power Charging Center for Electronics with Storage Net

ELECTRICAL & PLUMBING

- 50 State 4.0 kW Gas Generator
- 30-amp Detachable Shoreline Power Cord
- RapidCamp+® Multiplex Wiring Control System with Bluetooth® and 7" Touchscreen
- Automatic Transfer Switch with Power Protection
- Automatic Shoreline-to-Generator Transfer Switch
- Single, High Output, Roof Air Conditioner with Soft Start & Power Saver
- Battery Disconnect Switch
- (2) Two 12-volt Lithium House Battery

For a complete listing of specifications and available features, visit: thormotorcoach.com/gemini

IMPORTANT-PLEASE READ: This brochure reflects product design, fabrication, material, components and specifications at the date of printing, which date is disclosed below. Please visit us online at ThorMotorCoach.com or consult with your selling dealership for the latest in standards, options, specification and technical information. Photographs in the brochure may depict optional equipment or may only be available in certain floor plans. Components, appliances and the chassis may have been manufactured in a calendar year before the vehicle's designated model year. All capacities are approximate. The actual length of the vehicle may differ from that indicated in the brochure due to variances in the manufacturing processes and/or installed components. All dry weights are based on standard model features and do not include optional features or equipment. Component part and appliance manufacturers issue limited warranties covering portions of the vehicle not covered under the limited warranty we issue. Copyright Thor Motor Coach, Inc. © MY 05/12/2025

